






How to Seal XT Closure Bags

Visit our Website to Watch Instructional Video: www.connoverpackaging.com/XT-Bag-Instructions

<p>Step 1 Place bag on flat surface</p> 	<p>Step 2 Fold green tape back to expose yellow liner</p> 	<p>Step 3 Peel yellow liner tab from adhesive strip</p> 
<p>Step 4 Completely remove liner</p> 	<p>Step 5 Push air out and fold tape up to seal</p> 	<p>Step 6 Ensure tape is sealed across top</p> 